


**Technische Daten**  
**Technical Data**  
**Caractéristiques techniques**

# LTM 1080/1

**Mobilkran**  
**Mobile Crane**  
**Grue automotrice**

**Teleskopausleger**  
**Telescopic boom**  
**Flèche télescopique**

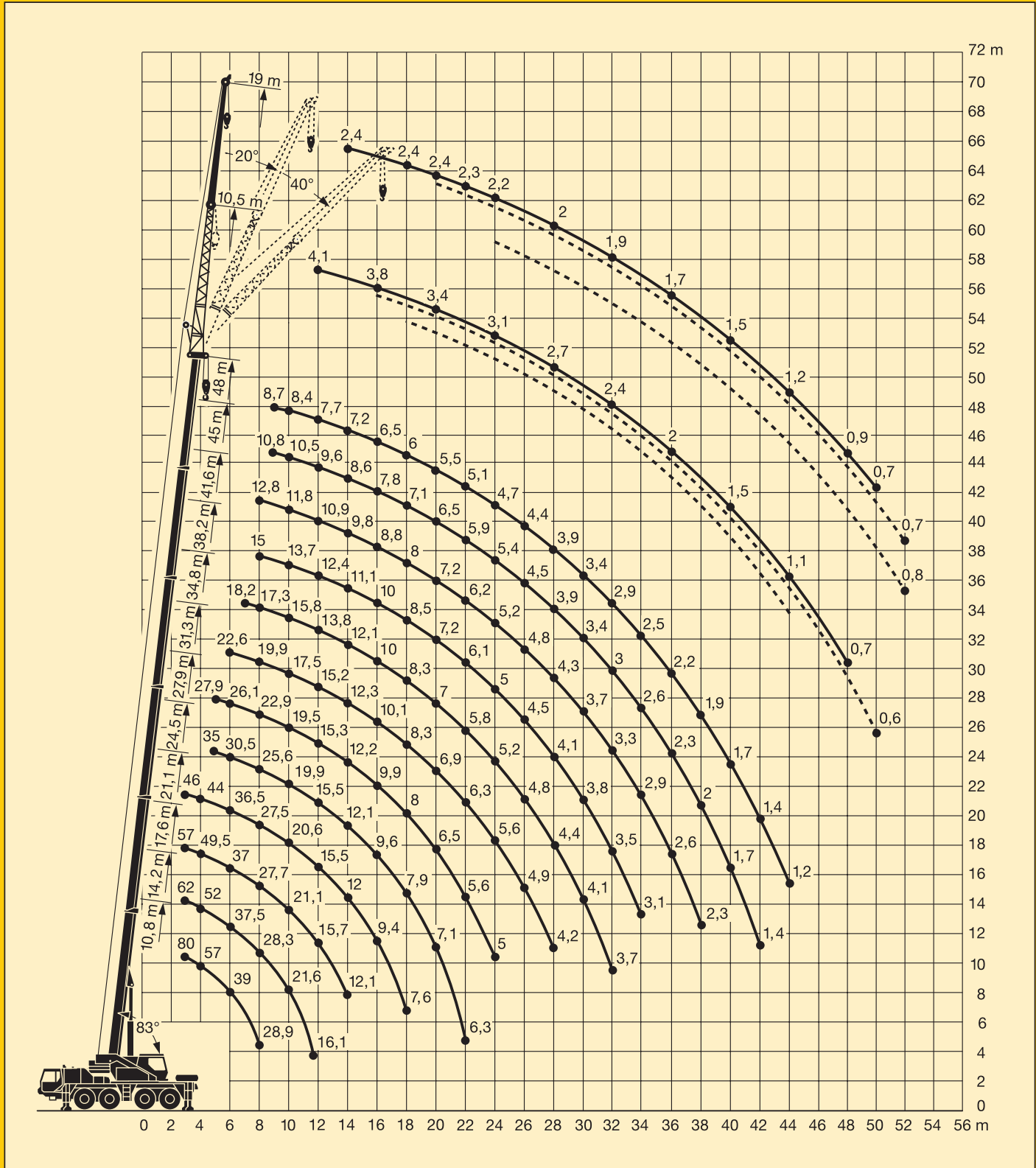
**48 m**



# LIEBHERR

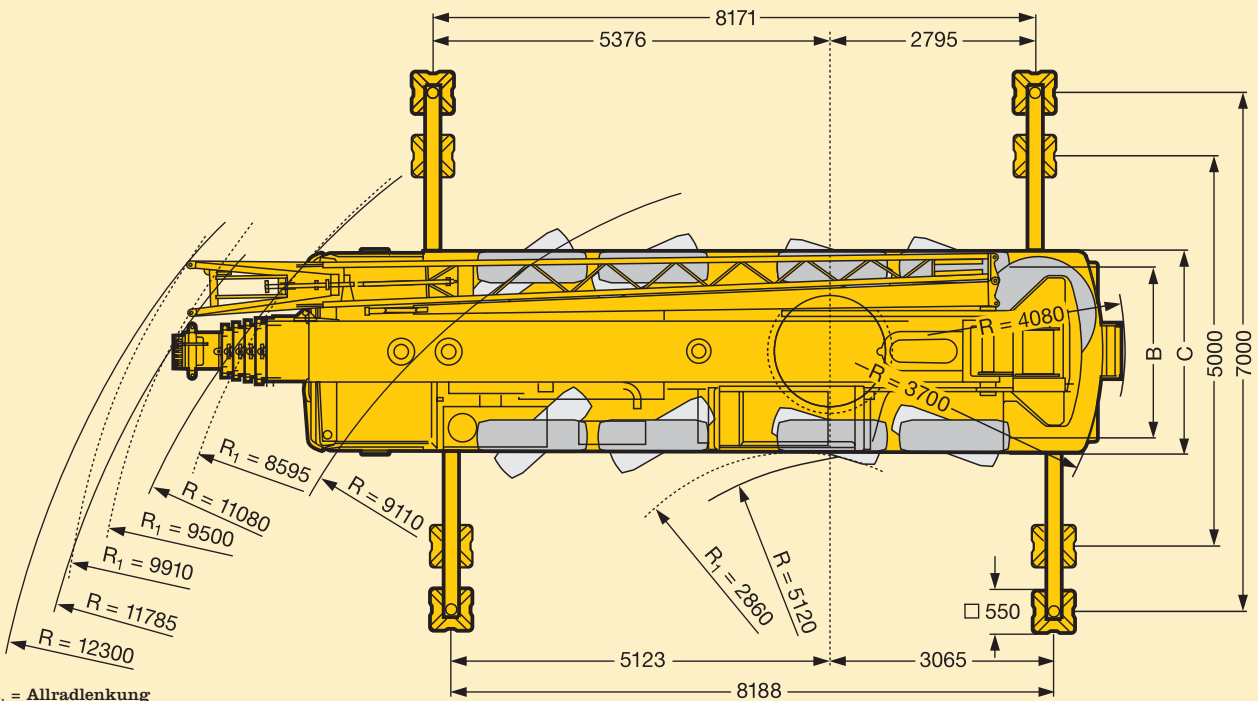
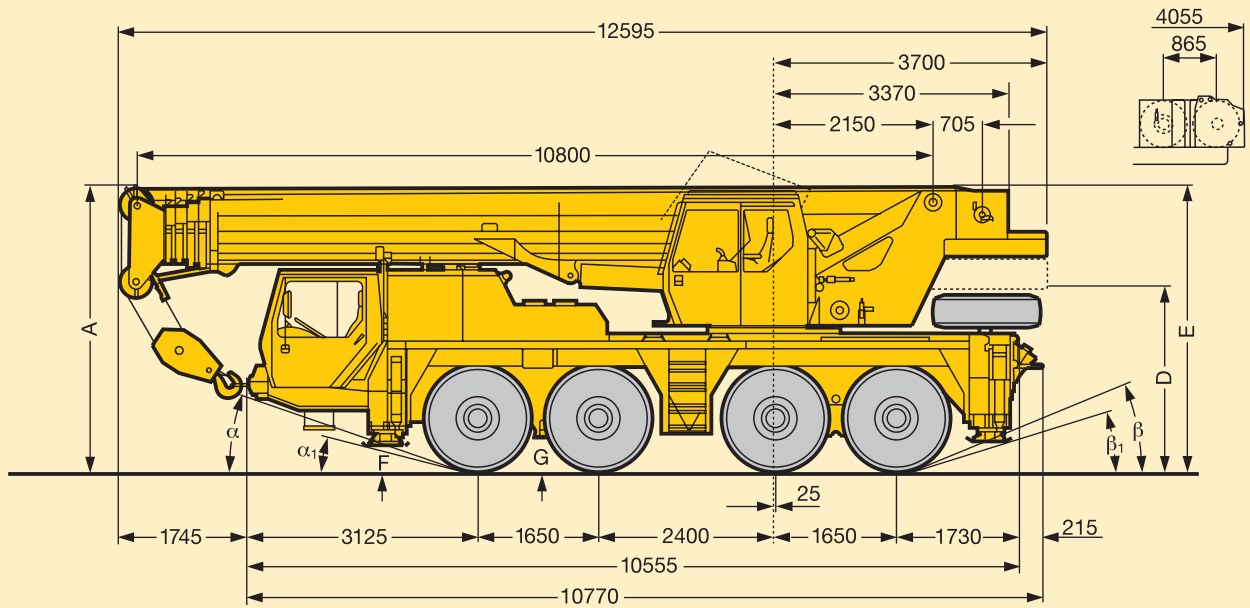
# Die Hubhöhen. Lifting heights. Hauteurs de levage.

LTM 1080/1



# Die Maße. Dimensions. Encombrement.

LTM 1080/1



R<sub>1</sub> = Allradlenkung  
All-wheel steering  
Direction toutes roues

	Maße / Dimensions / Encombrement mm												
	A	A 100 mm*	B	C	D	E **	F	G	α	α <sub>1</sub>	β	β <sub>1</sub>	
14.00 R 25	3800	3700	2350	2750	2356	3816	295	380	17°	14°	21°	14°	
16.00 R 25	3850	3750	2310	2750	2406	3866	345	430	19°	16°	23°	16°	

\* abgesenkt / lowered / abaissé

\*\* mit Klappspitze / with folding jib / avec fléchette pliante